

FEATURES:

- Support Fddi Over Twisted Pair Chipsets
- Use With Mlt-3,Qpr-4,Nrzi Or 4b/5b Encoding Schemes
- Low Crosstalk
- Soic Surface Mount Packaging
- Designed To Withstand Infrared And Vapor Phase Soldering
- Pick And Place Compatible

TEST CONDITIONS:

- Inductance -----100KHz/20mV
- Leakage Inductance -----100KHz/20mV
- Interwinding Capacitance ---100KHz/20mV



YUAN DEAN SCIENTIFIC



Transformers

75TB SERIES

FDDI Over Twisted Pair

Dual Transformers

& Chokes



ELECTRICAL SPECIFICATIONS@25°C

Part Number	Turns Ratio	Primary Inductance OCL (uH MIN.)	Rise Time Tr (10-90%)nS	Interwinding Capacitance Cww (pF MAX.)	Leakage Inductance LL (uH MAX.)	DC Resistance (Ω MAX.)	Crosstalk 1-200MHz (dB TYP.)	HIPOT Vrms
75TB-2501A2NL	1:1:1:1	25	3.0	6.0	0.15	0.22	-40	2000
75TB-7501A2NL	1:1:1:1	70	3.0	6.0	0.15	0.22	-40	2000
75TB-1411A2NL	1:1:1:1	140	3.0	6.0	0.15	0.22	-40	2000
75TB-2502BNL	1:1	25	N/A	12.0	0.15	0.22	-40	N/A
75TB-2511A2NL	1:1:1:1	250	3.0	7.5	0.15	0.24	-40	2000
75TB-3001C2NL	1:1	30	1.6	5.0	0.10	0.2	-	2000
75TB-1501C2NL	1:1	15	0.8	5.0	0.10	0.2	-	2000
75TB-7R52C2NL	1:1	7.5	0.5	5.0	0.10	0.2	-	2000
75TB-6001C2NL	1:1	60	2.0	5.5	0.10	0.2	-	2000

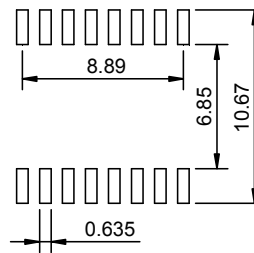
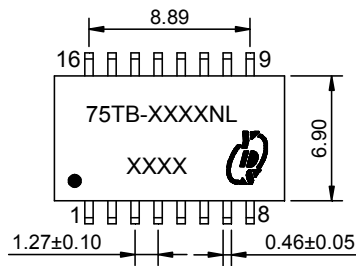


Part Number

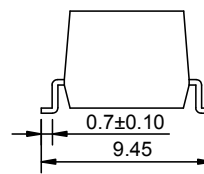
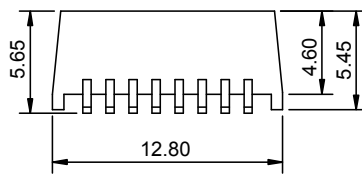
75TB	-	250	1	A	2	NL
A		B	C	D	E	F

- A : Series
- B : Inductance
- C : Sequence id
- D : Schematic
- E : Isolation 2KV
- F : RoHS Version

Markings and Dimensions



SUGGESTED PAD LAYOUT



Schematics

