

FEATURES:

- Magnetic designs to support every PHY
- Meet or exceed IEEE 802.3 and ANSI X3.263 standards
- including 350uH min OCL with 8mA bias
- Minimum 1500Vrms isolation per IEEE 802.3 requirement
- Designed for 100 base transmission over UTP-5 cable
- Size same as RJ-45 modular jack to save PCB board Space
- Recognized by UL 60950-1

YUAN DEAN SCIENTIFIC



RJ45 Jack
13F-6X SERIES

With Magnetics Module

Single Port

10/100 Base-T

TAB Down



ELECTRICAL SPECIFICATIONS@25°C
Operating temperature 0°C to 70°C

Part Number	Turns Ratio ±5%		EMI Fingers	LED (L/R)	Insertion Loss (dB max)	Return Loss (dB min @100Ω±15Ω)				Crosstalk (dB min)			Common Mode Rejection (dB min)			Hipot (V _{rms})
	TX	RX				0.3-100 MHz	30 MHz	40 MHz	50 MHz	60-80 MHz	30 MHz	60 MHz	100 MHz	30 MHz	60 MHz	
13F-64ND2NL	1CT:1CT	1CT:1CT	YES	N/A	-1	-18	-16	-12	-10	-40	-35	-30	-30	-20	-20	1500
13F-64GYD2NL	1CT:1CT	1CT:1CT	YES	G/Y	-1	-18	-16	-12	-10	-40	-35	-30	-30	-20	-20	1500
13F-64GYD2PLNW2NL	1CT:1CT	1CT:1CT	N/A	G/Y	-1	-18	-16	-12	-10	-40	-35	-30	-30	-20	-20	1500

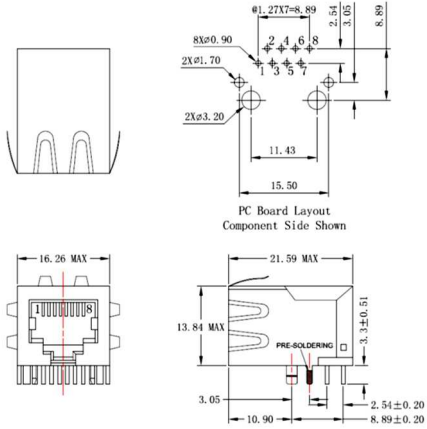
www.yds.com.tw


TEL : 886-6-3842899 FAX : 886-6-3843288
E-MAIL : ydsweb@yds.com.tw

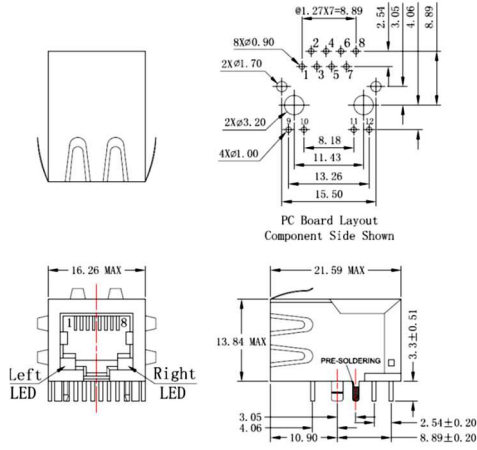
Rev: 2 2019/12/20

Mechanical and Dimension

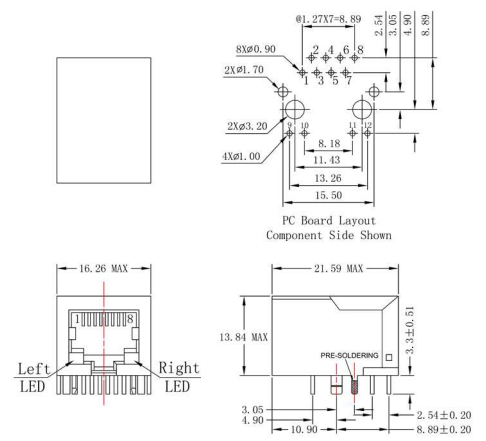
13F-64ND2NL



13F-64GYD2NL



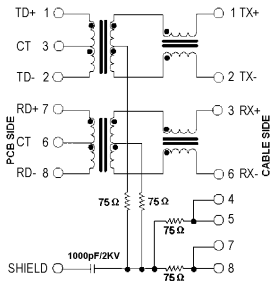
13F-64GYD2PLNW2NL



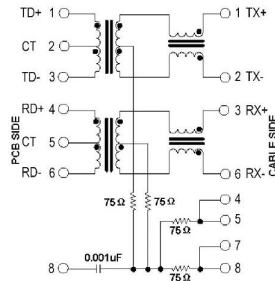
UNIT:mm Unless otherwise specified, all tolerances are ±0.25

Schematics

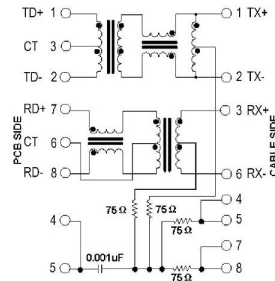
13F-60X



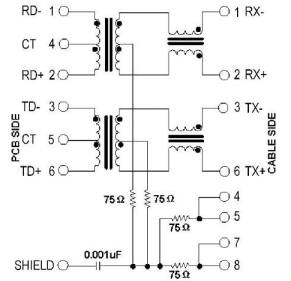
13F-61X



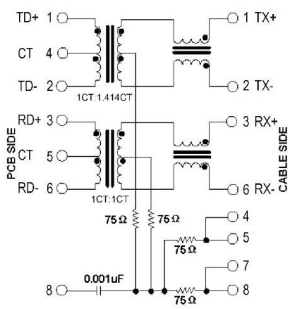
13F-62X



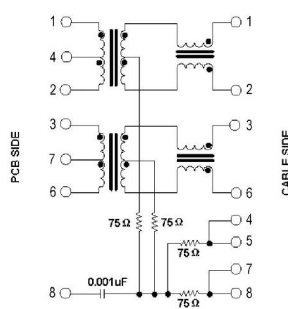
13F-63X



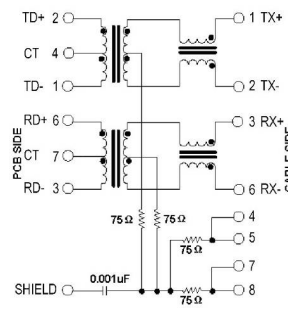
13F-64X



13F-65X



13F-66X



13F-67X

