

FEATURES :

- Up to 5 Watt Output Power
- 5 Pin Package
- Low Ripple and Noise
- Regulated Output Types
- 500Vdc Isolation
- MTBF:>1,500,000 hrs
- Operating Temperature:-40°C TO +85°C

YUAN DEAN SCIENTIFIC



DC-DC Converter

85D SERIES

5Watt


0.5KV Isolated

Single & Dual Output

DIL5

Specifications typical at TA=25°C, nominal input voltage and rated output current unless otherwise specified

Part Number	Input Voltage	Output Voltage	Output Current	Efficiency
	Vdc	Vdc	mA	%Typ
85D-05S05RNNL	5	5	1000	60
85D-05S12RNNL	5	12	470	65
85D-05D15RNNL	5	±15	±190	65
85D-12S12RNNL	12	12	470	65
85D-12S15RNNL	12	15	400	65
85D-12D12RNNL	12	±12	±230	65
85D-24S05RNNL	24	5	1000	60
85D-24S15RNNL	24	15	400	65
85D-24D12RNNL	24	±12	±230	65
85D-48S15RNNL	48	15	400	65
85D-48D12RNNL	48	±12	±230	65
85D-48D15RNNL	48	±15	±190	65



Input Specifications

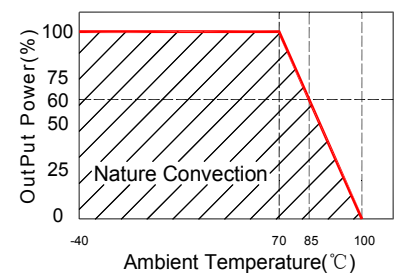
Parameters	Conditions	Min	Typ	Max	Units
Voltage Type				±10	%
Filter	Capacitor				

Output Specifications

Parameters	Conditions	Min	Typ	Max	Units
Voltage Tolerance				±5	%
Short Circuit Protection	Continuous				
Line Regulation				±0.3	%
Load Regulation				±0.5	%
Ripple & Noise	BW=DC To 20MHz			50	mVp-p
Transient response setting time	50% load step change		350		us



Temperature Derating Graph



www.yds.com.tw



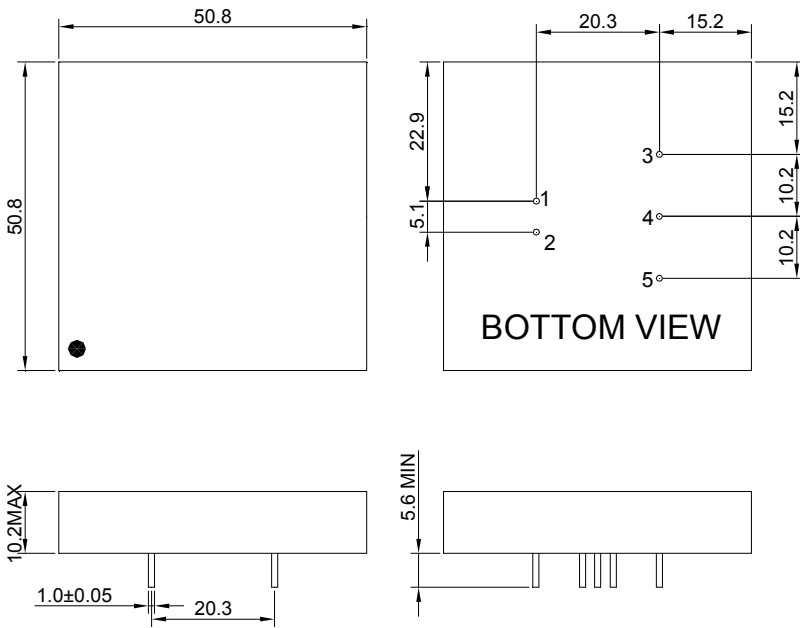
TEL : 886-6-3842899 FAX : 886-6-3843288
E-MAIL : ydsweb@yds.com.tw

Rev:2 2018/10/18

General Specifications

Parameters	Conditions	Min	Typ	Max	Units
Isolation Resistance	500Vdc	1000			MΩ
Switching Frequency			20		KHz
Operating Temperature		-40		+85	°C
Humidity	Non Condensing			95	%
Cooling	Free air Convection				
Case material	Nickel Coated With Non-Conductive Base				
Weight			55		g
Dimensions			50.8x50.8x10.2		mm

Markings and dimensions



Unit : mm Unless otherwise specified, all tolerances are ±0.25

PIN Connection

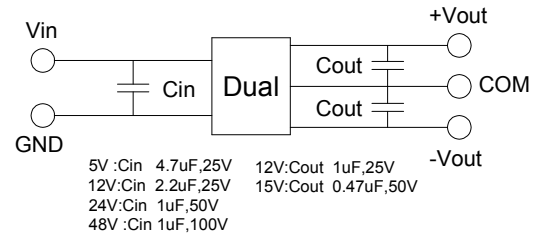
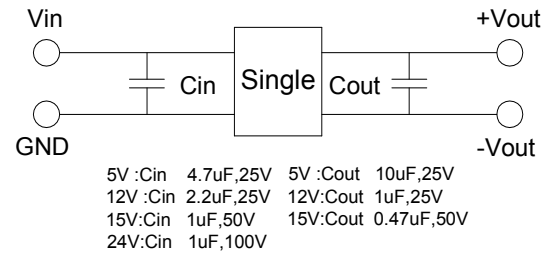
PIN	1	2	3	4	5
Single	+Vin	-Vin	+Vout	NO PIN	-Vout
Dual	+Vin	-Vin	+Vout	COM	-Vout

Part Number

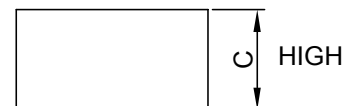
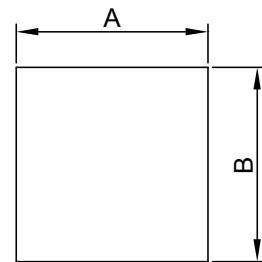
85D - 05 S 05 R N NL
A B C D E F G

A:Series
B:Input Voltage
C:Single(S) Dual(D)
D:Output Voltage
E:Regulated(R)
F:Package
G:RoHS Version

Recommended Test Circuit



Packaging



Size(mm)		
A	B	C
51.50	52.30	27.00

