

FEATURES :

- 4:1Wide Input Voltages Range
- High Efficiency up to 80%
- Regulated Output Types
- Low Ripple And Noise
- Internal SMD Construction
- 1.5KVDC & 3KVDC Isolation
- Operating Temperature:-40°C TO +85°C
- Industry Standard Pinout
- Continuous Short Circuit Protection With Current Foldback

Specifications typical at TA=25°C, nominal input voltage and rated output current unless otherwise specified

Part Number	Input Voltage	Output Voltage	Output Current	Efficiency
	Vdc	Vdc	mA	%TYP
27DW-24D05R3W (3KV)	9-36	±5	±300	70
27DW-24D09R3W (3KV)	9-36	±9	±167	75
27DW-24D12R3W (3KV)	9-36	±12	±125	78
27DW-24D15R3W (3KV)	9-36	±15	±100	80
27DW-48D05R3W (3KV)	18-75	±5	±300	70
27DW-48D09R3W (3KV)	18-75	±9	±167	75
27DW-48D12R3W (3KV)	18-75	±12	±125	78
27DW-48D15R3W (3KV)	18-75	±15	±100	80

NOTE :

No suffix is standard isolation (1.5KVDC) e.g, 27DW-24D05R3W
 *add suffix /3KV for 3KVDC isolation, e.g, 27DW-24D05R3W3KV

Input Specifications

Parameters	Conditions	Min	Typ	Max	Units
Voltage Types	Vo, Io Nom			4:1	
Filter	Capacitor				

Output Specifications

Parameters	Conditions	Min	Typ	Max	Units
Voltage Tolerance	100% full load			±3	%
Short Circuit Protection	Continuous				
Line Regulation	Regulated			±0.5	%
Load Regulation	Regulated			±0.8	%
Ripple & Noise	Output:5-9V TYPES BW=DC To 20MHz			100	mVp-p
Ripple & Noise	Output:12-15V TYPES BW=DC To 20MHz		1%		of Vout mVp-p
Transient response setting time	50% load step change		350		us

YUAN DEAN SCIENTIFIC



DC-DC Converter


27DW-3W SERIES

3Watt 1.5KV & 3KV Isolated

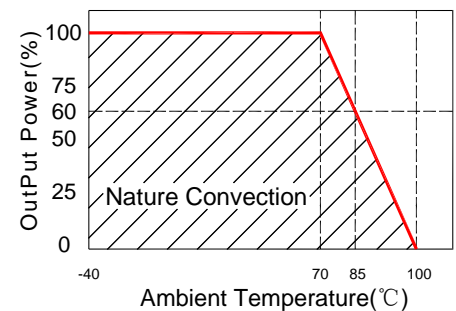
4 : 1 Input Voltage Range

Dual Output

SIP8



Temperature Derating Graph



www.yds.com.tw



TEL : 886-6-3842899 FAX : 886-6-3843288
 E-MAIL : ydsweb@yds.com.tw

Rev:0 2017/8/9

General Specifications

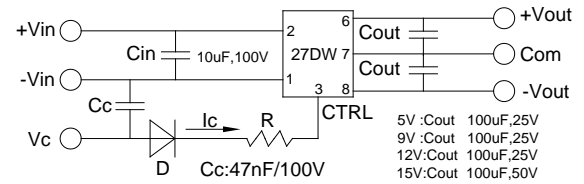
Parameters	Conditions	Min	Typ	Max	Units
Isolation Resistance	500Vdc	1000			MΩ
Switching Frequency	Full load, nominal input		100		KHz
Operating Temperature		-40		85	°C
Humidity	Non Condensing			95	%
Cooling	Free air Convection				
Case material	DAP				
MTBF	MIL-HDBK-217F @25°C	1500000			Hours
Weight			4.5		g
Dimensions			21.8x9.2x11.1		mm

Part Number

27DW - 24 D 05 R 3W 3KV
 A B C D E F G

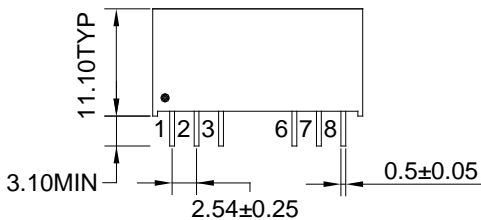
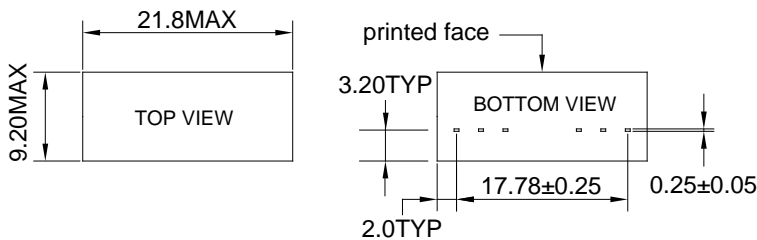
A:Series
 B:Input Voltage
 C: Dual Output
 D: Output Voltage
 E: Regulated(R)
 F: Output Power
 G: Isolation Voltage

Recommended Test Circuit



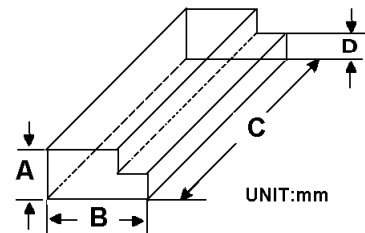
1. When open or high impedance, the converter works well; when this pin is 'high', the converter shut down. It should be note that the input current should be between 5-10mA, exceeding the maximum 20mA will cause permanent damage to the converter.
2. To make sure the product work at perfect operation status with full loading external capacitor is necessary and it is recommended to use high frequency low resistance electrolytic capacitor.

Markings and dimensions



UNIT : mm TYP tolerances are ±0.5

Packaging



Size(mm)			
A	B	C	D
12.0	28.55	550	6.00

PIN Connection

Pin	1	2	3	6	7	8
Dual	-Vin	+Vin	Ctrl-Control input can (can be left open)	+Vout	COM	-Vout