

FEATURES :

- 14PIN DIL Package
- High Efficiency up to 85%
- Internal SMD Construction
- Unregulated Output Types
- Operating Temperature:-40°C TO +85°C
- No External Component Required
- Industry Standard Pinout

Specifications typical at TA=25°C, nominal input voltage and rated output current unless otherwise specified

Part Number	Output2		Efficiency
	Voltage (VDC)	Current (mA)	%Typ
25D-XXDXX03NNL	3.3	150	70
25D-XXDXX05NNL	5	100	75
25D-XXDXX09NNL	9	56	75
25D-XXDXX12NNL	12	42	75
25D-XXDXX15NNL	15	34	75
25D-XXDXX24N2NL	24	21	75

Note:

- 1."XX" Is Voltage:03= 3.3Vdc,05=5Vdc,09=9Vdc,12=12Vdc,15=15Vdc,24=24Vdc.
2. 3.3V for output only, not for input.
3. The input voltage increases, there will be an increase in efficiency.
4. Over 24Vdc input voltage or Output voltage, using the 2nd package

Input Specifications

Parameters	Conditions	Min	Typ	Max	Units
Voltage Tolerance	Vo,Io Nom			±5	%
Filter	Capacitor				

Output Specifications

Parameters	Conditions	Min	Typ	Max	Units
Voltage Tolerance	100% full load			±5	%
Short Circuit Protection	Short Term			1	Sec
Line Regulation	For 1.0% OF Vin		1.2		%
Load Regulation	3.3V,5V (10% To 100% F.L)			15	%
Load Regulation	9V,12V,15V,24V (10% To 100% F.L)			10	%
Ripple & Noise	BW=DC To 20MHz			100	mVp-p
Transient response setting time	50% load step change		350		us

YUAN DEAN SCIENTIFIC



DC-DC Converter

25D SERIES

1Watt

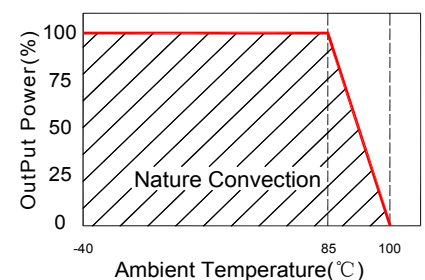
1KV Isolated

Twin Output

DIL14



Temperature Derating Graph



www.yds.com.tw



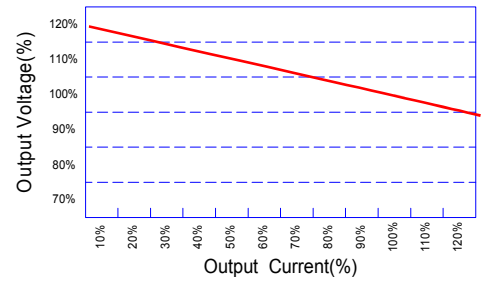
TEL : 886-6-3842899 FAX : 886-6-3843288
E-MAIL : ydsweb@yds.com.tw

Rev:1 2018/10/09

General Specifications

Parameters	Conditions	Min	Typ	Max	Units
Isolation Resistance	500Vdc	1000			MΩ
Switching Frequency	Full load, nominal input		100		KHz
Operating Temperature		-40		+85	°C
Humidity	Non Condensing			95	%
Cooling	Free air Convection				
Case material	DAP				
MTBF	MIL-HDBK-217F @25°C	3500000			Hours
Weight			2.3 or 2.8		g
Dimensions			20.32x10.16x6.80		mm
Dimensions			20.32x10.16x7.70		mm

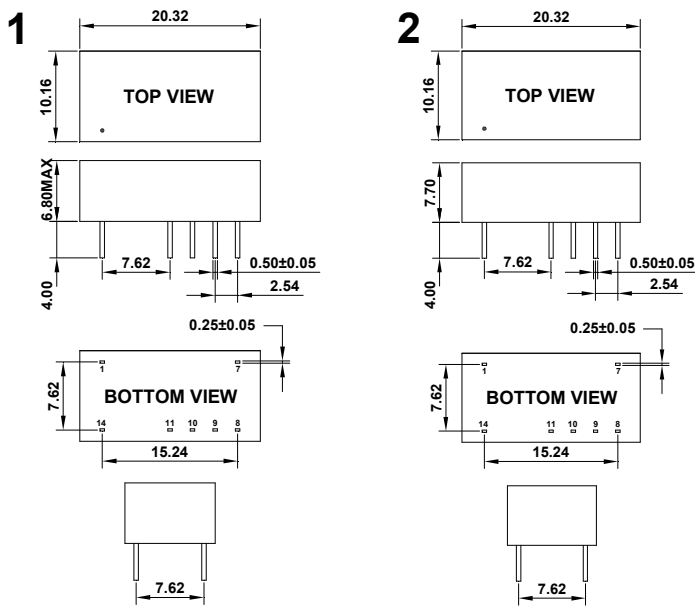
Tolerance Envelope Graph



Part Number

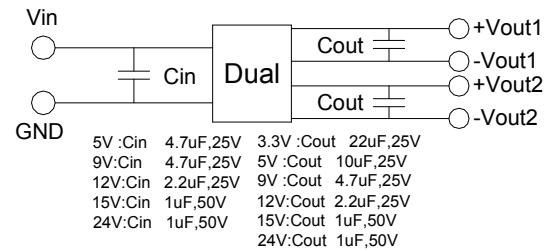
25D - 12 D 0505 N NL
 A B C D E F
 A:Series
 B:Input Voltage
 C: Dual Output
 D: Output Voltage
 E: Unregulated(N)
 F: RoHS Version

Markings and dimensions

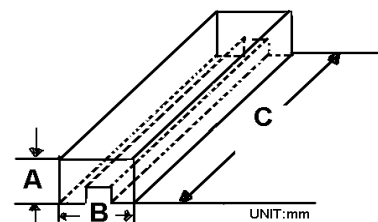


Unit : mm Unless otherwise specified, all tolerances are ±0.25

Recommended Test Circuit



Packaging



Size(mm)		
A	B	C
13.23	12.30	530

PIN Connection

PIN	1	7	8	9	10	11	14
Dual	-Vin	NC	-Vout2	+Vout2	-Vout1	+Vout1	+Vin

