

**FEATURES :**

- 7PIN SIP PACKAGE
- High Efficiency up to 85%
- Single Output 5/9/12/15V/24V Approved By UL60950-1
- Unregulated Output Types
- Internal SMD Construction
- No External Component Required
- Operating Temperature:-40°C TO +85°C
- Industry Standard Pinout

Specifications typical at TA=25°C, nominal input voltage and rated output current unless otherwise specified

Part Number	Output Voltage	Output Current	Efficiency
	Vdc	mA	%Typ
★19D-XXS05NNL	5	400	70
★19D-XXS09NNL	9	222	75
★19D-XXS12NNL	12	167	80
★19D-XXS15NNL	15	133	80
★19D-XXS24NNL	24	84	85
19D-XXD05NNL	±5	±200	70
19D-XXD09NNL	±9	±111	75
19D-XXD12NNL	±12	±84	80
19D-XXD15NNL	±15	±67	80
19D-XXD24NNL	±24	±42	85

**Note:**

- 1."XX" Is Input Voltage:05=5Vdc, 09=9Vdc, 12=12Vdc, 15=15Vdc, 24=24Vdc.
- 2.The input voltage increases, there will be an increase in efficiency.
- 3." ★" marked as recognized by UL 60950-1.

**Input Specifications**

Parameters	Conditions	Min	Typ	Max	Units
Voltage Tolerance	Vo,Io Nom			±10	%
Filter	Capacitor				

**Output Specifications**

Parameters	Conditions	Min	Typ	Max	Units
Voltage Tolerance	100% full load			±5	%
Short Circuit Protection	Short Term			1	Sec
Line Regulation	For 1.0% OF Vin		1.2		%
Load Regulation	5V (10% To 100% F.L)			15	%
Load Regulation	9V,12V,15V,24V (10% To 100% F.L)			10	%
Ripple & Noise	BW=DC To 20MHz			100	mVp-p
Transient response setting time	50% load step change		350		us

YUAN DEAN SCIENTIFIC



DC-DC Converter


19D SERIES

2Watt

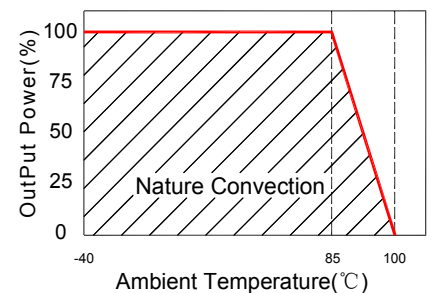
1KV Isolated

Single & Dual Output

SIP7



Temperature Derating Graph



www.yds.com.tw



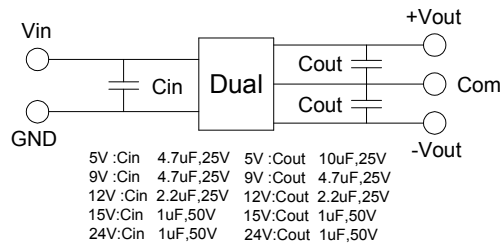
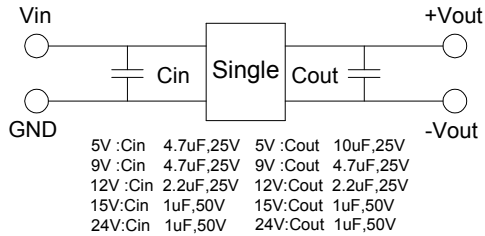
TEL : 886-6-3842899 FAX : 886-6-3843288  
E-MAIL : ydsweb@yds.com.tw

Rev:1 2018/10/08

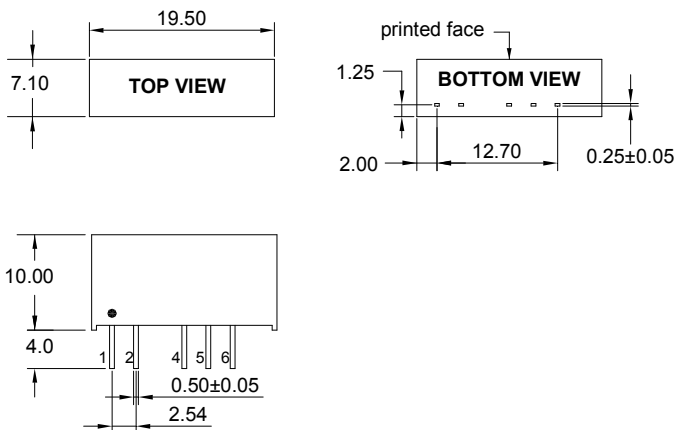
General Specifications

Parameters	Conditions	Min	Typ	Max	Units
Isolation Resistance	500Vdc	1000			MΩ
Switching Frequency	Full load, nominal input		75		KHz
Operating Temperature		-40		+85	°C
Humidity	Non Condensing			95	%
Cooling	Free air Convection				
Case material	DAP				
MTBF	MIL-HDBK-217F @25°C	3500000			Hours
Weight			2.7		g
Dimensions		19.5x7.1x10.0			mm

Recommended Test Circuit

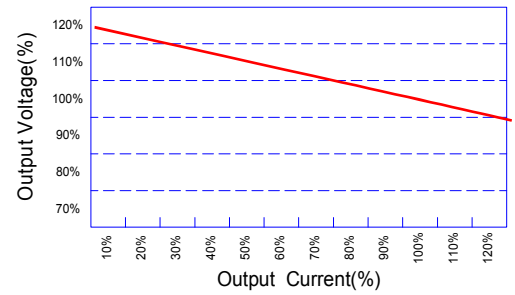


Markings and dimensions



Unit : mm Unless otherwise specified, all tolerances are ±0.25

Tolerance Envelope Graph

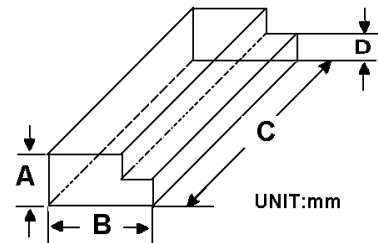


Part Number

19D - 05 S 05 N NL  
A B C D E F

- A:Series
- B:Input Voltage
- C:Single(S)Dual(D)
- D:Output Voltage
- E:Unregulated(N)
- F:RoHS Version

Packaging



Size(mm)			
A	B	C	D
9.50	16.50	522	5.00

PIN Connection

PIN	1	2	4	5	6
Single	+Vin	-Vin	-Vout	NO PIN	+Vout
Dual	+Vin	-Vin	-Vout	Com	+Vout

