

FEATURES :

- 7PIN SIP Package
- High Efficiency up to 82%
- Output Continuous Short Circuit Protection
- Unregulated Output Types
- Internal SMD Construction
- Industry Standard Pinout
- Operating Temperature:-40°C TO +105°C

Specifications typical at TA=25°C, nominal input voltage and rated output current unless otherwise specified

Part Number	Output Voltage	Output Current	Ripple & Noise		Efficiency
	Vdc	mA	Typ (mVp-p)	Max (mVp-p)	%TYP
12DB-05S05N4KV	5	200	60	100	80
12DB-05S09N4KV	9	112	60	100	80
12DB-05S12N4KV	12	84	60	100	80
12DB-05S15N4KV	15	67	60	100	80
12DB-12S05N4KV	5	200	60	100	80
12DB-12S09N4KV	9	112	60	100	80
12DB-12S12N4KV	12	84	60	100	82
12DB-12S15N4KV	15	67	60	100	81
12DB-15S05N4KV	5	200	60	100	78
12DB-15S09N4KV	9	112	60	100	79
12DB-15S12N4KV	12	84	60	100	79
12DB-15S15N4KV	15	67	60	100	79
12DB-24S05N4KV	5	200	60	100	77
12DB-24S09N4KV	9	112	60	100	79
12DB-24S12N4KV	12	84	60	100	79
12DB-24S15N4KV	15	67	60	100	79
12DB-24S24N4KV	24	42	60	100	81
12DB-05D05N4KV	±5	±100	60	100	80
12DB-05D09N4KV	±9	±56	60	100	80
12DB-05D12N4KV	±12	±42	60	100	80
12DB-05D15N4KV	±15	±34	60	100	80
12DB-12D05N4KV	±5	±100	60	100	80
12DB-12D09N4KV	±9	±56	60	100	80
12DB-12D12N4KV	±12	±42	60	100	82
12DB-12D15N4KV	±15	±34	60	100	81
12DB-15D05N4KV	±5	±100	60	100	78
12DB-15D09N4KV	±9	±56	60	100	78
12DB-15D12N4KV	±12	±42	60	100	78
12DB-15D15N4KV	±15	±34	60	100	78
12DB-24D05N4KV	±5	±100	60	100	78
12DB-24D09N4KV	±9	±56	60	100	79
12DB-24D12N4KV	±12	±42	60	100	79
12DB-24D15N4KV	±15	±34	60	100	78

Input Specifications

Parameters	Conditions	Min	Typ	Max	Units
Voltage Tolerance	Vo, Io Nom			±10	%
Filter	Capacitor				

YUAN DEAN SCIENTIFIC



DC-DC Converter


12DB-4KV SERIES

1Watt

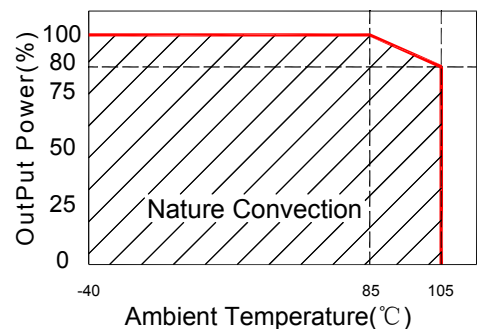
4KV Isolated

Single & Dual Output

SIP7



Temperature Derating Graph



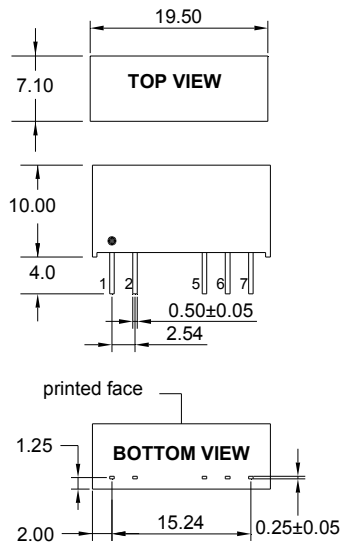
Output Specifications

Parameters	Conditions	Min	Typ	Max	Units
Voltage Tolerance	100% full load			±5	%
Short Circuit Protection	Continuous				
Line Regulation	For 1.0% of Vin		1.2		%
Load Regulation	5V,9V (10% To 100% F.L)			15	%
Load Regulation	12~24V (10% To 100% F.L)			10	%
Load Regulation	±5V,±9V (10% To 100% F.L)			15	%
Load Regulation	±12~±24V (10% To 100% F.L)			10	%

General Specifications

Parameters	Conditions	Min	Typ	Max	Units
Isolation Resistance	500Vdc	1000			MΩ
Switching Frequency	Full load, nominal input		100		KHz
Operating Temperature		-40		+105	°C
Storage Temperature		-55		+125	°C
Humidity	Non Condensing			95	%
Cooling	Free air Convection				
Case material	DAP				
MTBF	MIL-HDBK-217F@25°C	3500000			Hours
Weight			2.7		g
Dimensions			19.5x7.1x10.0		mm

Markings and dimensions



UNIT: mm Unless otherwise specified, all tolerances are ±0.25

PIN Connection

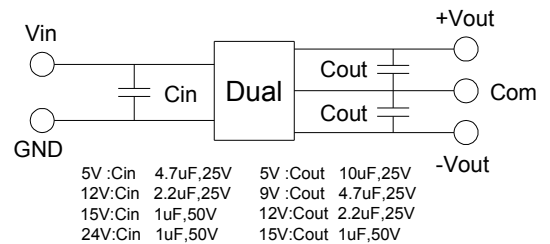
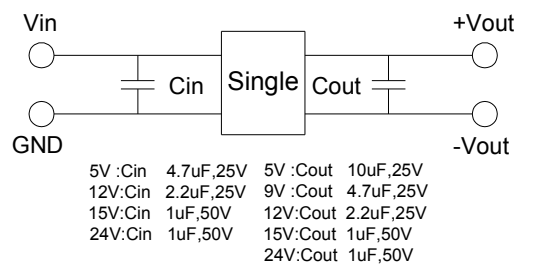
Pin	1	2	5	6	7
Single	+Vin	-Vin	-Vout	No Pin	+Vout
Dual	+Vin	-Vin	-Vout	Com	+Vout

Part Number

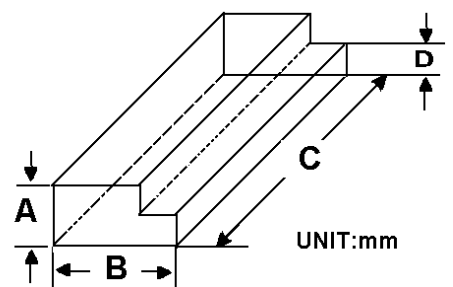
12DB	-	05	S	05	N	4KV
A	B	C	D	E	F	

A : Series
 B : Input Voltage
 C : Single(S);Dual(D)
 D : Output Voltage
 E : Unregulated(N)
 F : Isolation Voltage

Recommended Test Circuit



Packaging



Size(mm)			
A	B	C	D
9.5	16.5	52.2	5.0